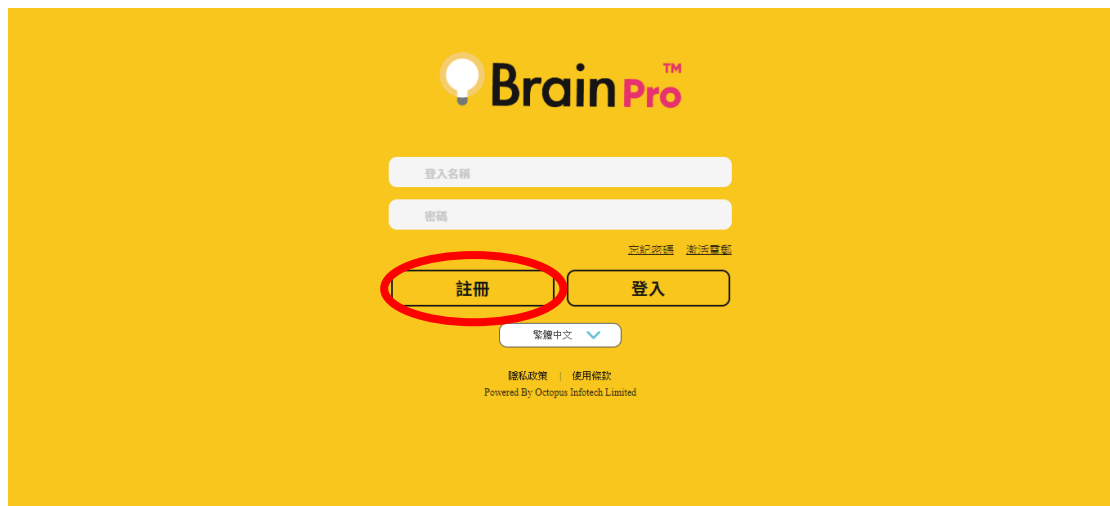


IBrainPro™使用說明

User's manual for IBrainPro™

第一步：教師可先於 <https://ibrainpro.com> 註冊帳戶。

Step 1: Teachers can first register an account at <https://ibrainpro.com>.



第二步：於「互動課堂活動—IBrainPro™」網頁選擇所需活動，按 IBrainPro™ 圖示導入練習至教師帳戶。

Step 2: Select the activities on the page of 'Interactive Class Activities - IBrainPro™', and click the IBrainPro™ icon to import the exercises to teachers' accounts.

中一級：互動課堂活動 — IBrainPro™

課題	名稱	影片	工作紙	連結
課題1	翻轉教室：石器學怎樣製作的 (課前預習)	https://youtu.be/ACc6j81Uu28		
課題1	歷史動畫：新石器時代人類的一天 (知識增補)	https://youtu.be/9H13apR4EDk		

Secondary 1: Interactive Class Activities - IBrainPro™

Topic	Name	Video	Workshee	Link
Topic 1	Flipped Classroom: How stone tools were made (Pre-lesson learning)	https://youtu.be/gHFRrOYQFjY		
Topic 1	History Animation: A Day in The New Stone Age (Knowledge enrichment)	https://youtu.be/9H13apR4EDk		

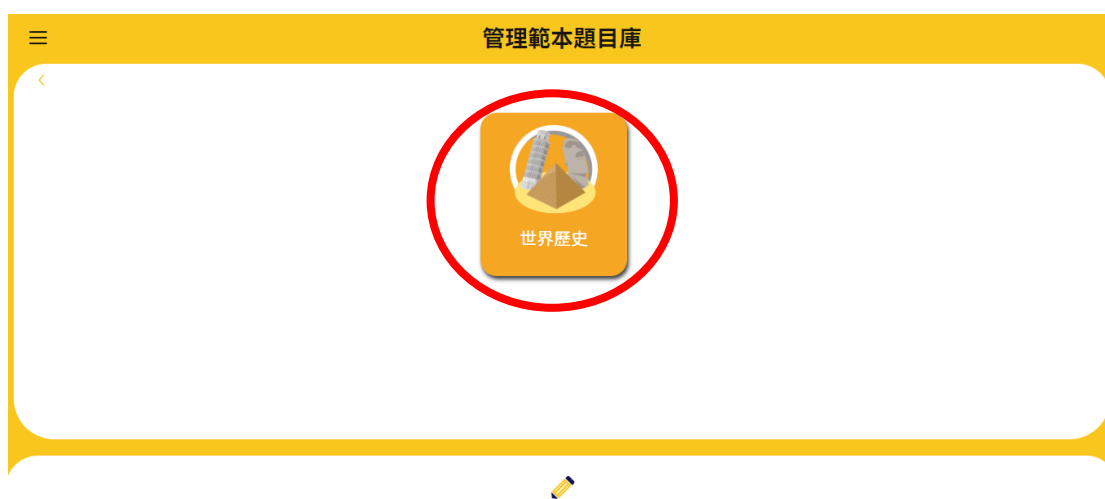
第三步：轉跳至 IBrainPro™ 頁面後按以下步驟導入練習。

Step 3: Following the steps below, import the exercise on the IBrainPro™ page.



第四步：進入「管理範本題目庫」後，可編輯或開啟已導入練習。

Step 4: Enter 'Manage Template' to open or edit imported exercises.



第五步：教師可於頁面編輯已導入練習。

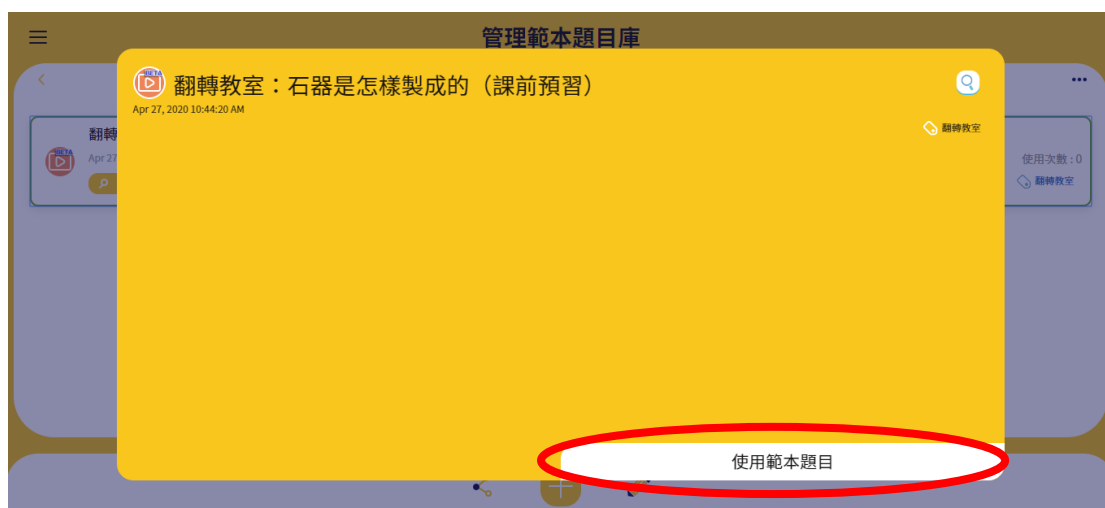
Step 5: Teachers can edit imported exercises.

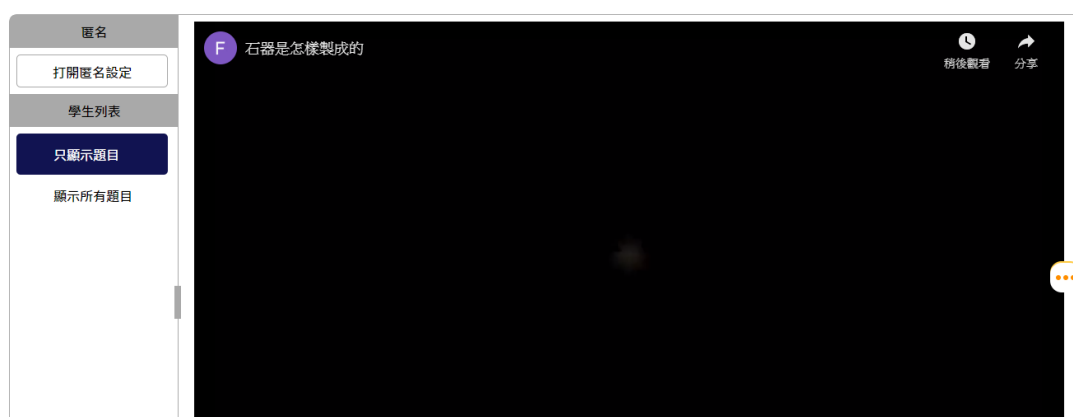




第六步：按「使用範本題目」把練習設定為「堂課」、「家課」或「測驗」，然後便可開始使用。

Step 6: Click 'Use template' to set the exercise as 'Classwork', 'Homework', or 'Quiz'. Then start the lesson.





如要使用已建立的課堂，可於首頁進入「堂課」、「家課」或「測驗」頁面，然後從題目庫中選取。

To use lessons that have already been set up, enter the page of 'Classwork', 'Homework' or 'Quiz' from the Home Page. Then select the one needed from the templates.

